

An Iconic Skyscraper Sets
to Break a World Record

BURJ BINGHATTI
JACOB & CO
RESIDENCES



BURJ BINGHATTI
JACOB&CO
RESIDENCES

An Astounding Luxury
Design and Architectural Feat



BURJ BINGHATTI
JACOB&CO
RESIDENCES

Inspired by
the Impossible



BURJ BINGHATTI
JACOB&CO
RESIDENCES

For Those
Who Defy Convention



BURJ BINGHATTI
JACOB&CO
RESIDENCES



Live Amidst
the Clouds

Imagine living amidst the clouds at the peak of one of the tallest hypertowers in the world. Break boundaries, and challenge the unthinkable, Burj Binghatti Jacob & Co Residences utterly redefines the notion of a luxuriant contemporary lifestyle in the metropolis, offering impeccable, high-end bespoke living exclusively fashioned for the elite.

DESIGN CONCEPT

The Clouds




BURJ BINGHATTI
JACOB & CO
RESIDENCES



Horology and
Watchmaking by
High Jewelry Setting

The amalgamation of ingenuity and refinement are the hallmarks of this groundbreaking architectural masterpiece. Featuring stylized elements and dimensions found in Jacob & Co's scrupulous watchmaking process that are both highly aesthetic and constructive. The hypertower has gone beyond remarkable architectural and horological achievements, full of unparalleled pioneering technological solutions and adorned with incomparable finishing techniques inspired by Jacob & Co's horological and design philosophy.



DESIGN CONCEPT

The Gems

BURJ BINGHATTI
JACOB&CO
RESIDENCES

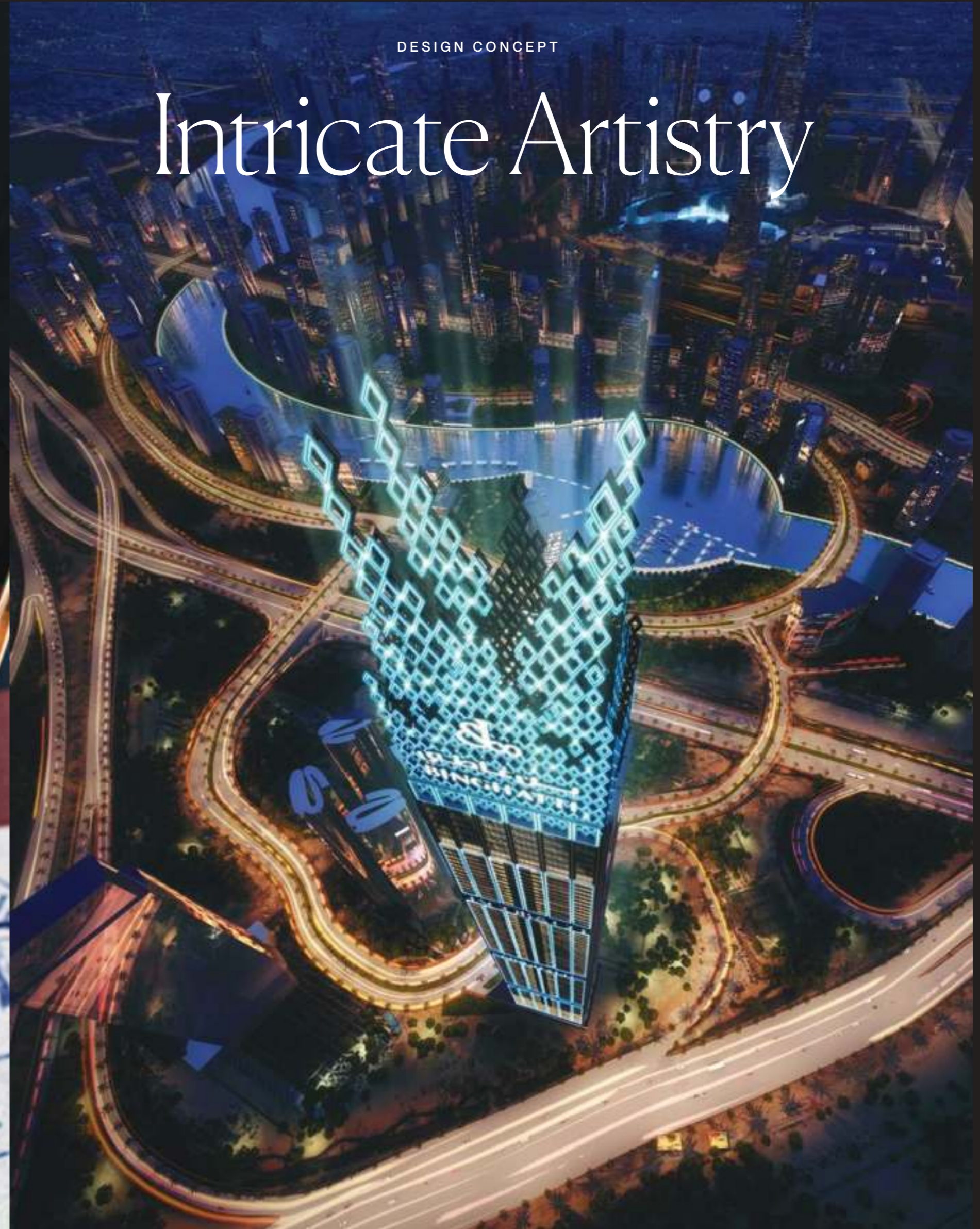
Unrivaled
Opulence

The crown stands as the culmination of the Binghamti and Jacob & Co signature architectural and horological code, the emblem and purest representation of the brands. The crown is found at the highest altitude of the hypertower illuminating unrivaled opulence with its voluptuous and fascinating constructive display of the iconic and signature Jacob diamonds.



DESIGN CONCEPT

Intricate Artistry



BURJ BINGHATTI
JACOB & CO
RESIDENCES



Inspired by
the Impossible

Brimming with radical and profound ideas, breaking new ground in high-end architectural and horological spheres, Binghatti and Jacob & Co unite to transcend boundaries never believed possible - an astounding luxury design and architectural feat the world has never seen before.

DESIGN CONCEPT

The Impossible



BURJ BINGHATTI
JACOB & CO
RESIDENCES



BURJ BINGHATTI
JACOB&CO
RESIDENCES

About The Project

BURJ BINGHATTI JACOB&CO RESIDENCES

ABOUT THE PROJECT


The Map



BURJ BINGHATTI JACOB&CO RESIDENCES

ABOUT THE PROJECT

An Iconic Skyscraper Sets to Break a World Record




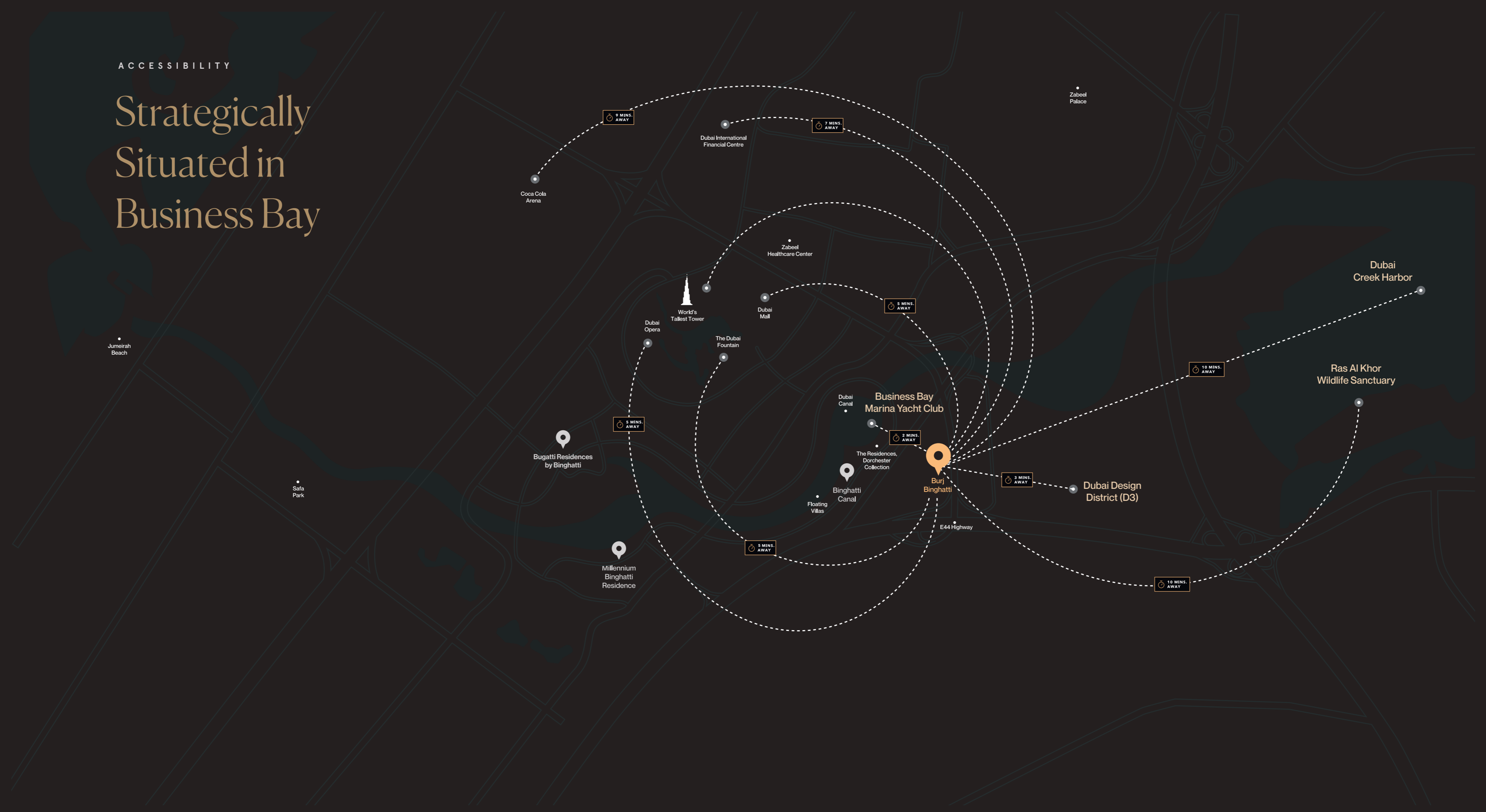
Drawings are not to scale and building height is subject to government and local authority approvals.

Drawings are not to scale and building height is subject to government and local authority approvals.

BURJ BINGHATTI JACOB & CO RESIDENCES

ACCESSIBILITY

Strategically
Situated in
Business Bay




BURJ BINGHATTI
JACOB&CO
RESIDENCES

ACCESSIBILITY

Dubai Design District


a hub pushing prolific boundaries



ACCESSIBILITY

Dubai Creek Harbor

a boundless sumptuous community



BURJ BINGHATTI
JACOB&CO
RESIDENCES

ACCESSIBILITY

Business Bay
Marina Yacht Club

indulgence in grand
metropolitan exuberant living



BURJ BINGHATTI
JACOB&CO
RESIDENCES

ABOUT THE PROJECT

Project Facts

Property Type

Residential Skyscraper

Unit Type

Exclusive Villas

Sapphire Villa (2.5 Bedroom)

Emerald Villa (2 Bedroom)

Ruby Villa (3 Bedroom)

Sky Mansions

Diamond Sky Mansion (4 Bedroom)

Fleur De Jardin Sky Mansion (6 Bedroom)

Sky Penthouses

Astronomia Sky Penthouse

The Billionaire Sky Penthouse



BURJ BINGHATTI JACOB&CO RESIDENCES

ABOUT THE PROJECT

Stating Features



CONCIERGE
SERVICE



CHAUFFEUR
SERVICE



BODYGUARD
SERVICE



BUTLER
SERVICE



TITANIUM
ACCESS CARD



PARKING
ACCESS CARD



LOBBY
LOUNGE



PRIVATE
CHEF SERVICE



INFINITY
POOL



FOOD &
BEVERAGE



SPA
SERVICE



DAYCARE
SERVICE



HOUSEKEEPING /
CLEANING SERVICE



GYMNASIUM &
TRAINING SERVICES

*Some of the above features are à la carte services.

All stated services whether in relation to the building, common areas or individual units are subject to government and local authority approvals.

BURJ BINGHATTI
JACOB&CO
RESIDENCES

Design Details

BURJ BINGHATTI
JACOB & CO
RESIDENCES



BURJ BINGHATTI
JACOB&CO
RESIDENCES

DESIGN DETAILS



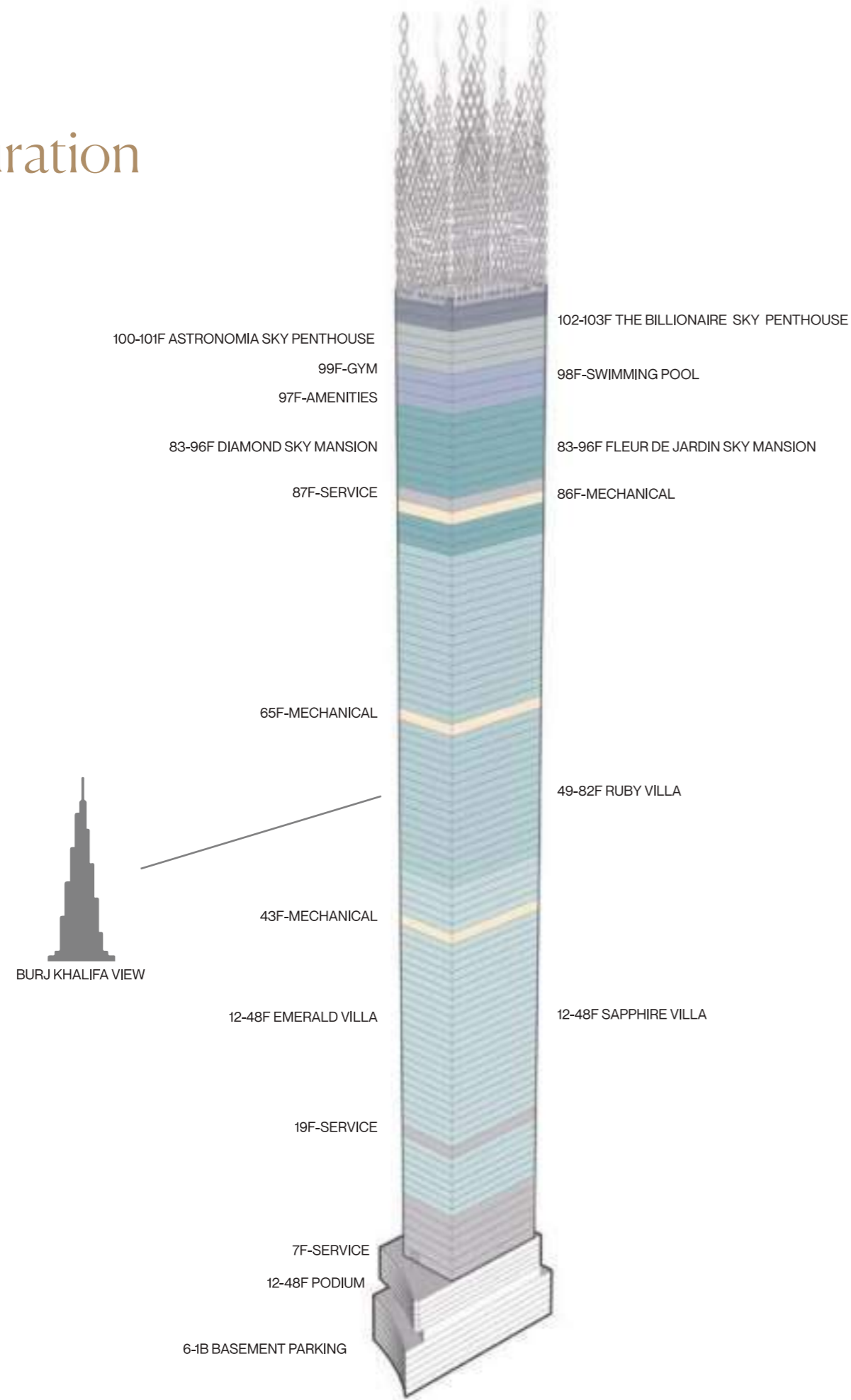
Exclusively Fashioned
for the Elite



BURJ BINGHATTI JACOB & CO RESIDENCES


DESIGN DETAILS

Project Configuration



BURJ BINGHATTI
JACOB & CO
RESIDENCES

BURJ BINGHATTI
JACOB&CO
RESIDENCES



REAR ELEVATION



RIGHT ELEVATION



FRONT ELEVATION



LEFT ELEVATION

Drawings are not to scale and building height is subject to government and local authority approvals and we reserve the right to make any revisions whatsoever including for aesthetic purposes.

BURJ BINGHATTI
JACOB & CO
RESIDENCES

DESIGN DETAILS

The Relentless
Quest for Greatness



BURJ BINGHATTI
JACOB & CO
RESIDENCES

DESIGN DETAILS


Unmatched
Architectural Prowess



BURJ BINGHATTI
JACOB&CO
RESIDENCES

DESIGN DETAILS
THE LOBBY

DESIGN DETAILS



BURJ BINGHATTI
JACOB&CO
RESIDENCES

DESIGN DETAILS
THE LOBBY



BURJ BINGHATTI
JACOB & CO
RESIDENCES

DESIGN DETAILS
THE LOBBY



BURJ BINGHATTI
JACOB&CO
RESIDENCES

DESIGN DETAILS
THE LOBBY



BURJ BINGHATTI
JACOB&CO
RESIDENCES

DESIGN DETAILS
THE POOL



BURJ BINGHATTI
JACOB & CO
RESIDENCES

DESIGN DETAILS
THE POOL



BURJ BINGHATTI
JACOB&CO
RESIDENCES

DESIGN DETAILS

THE FACADE



BURJ BINGHATTI
JACOB & CO
RESIDENCES

INSPIRED BY THE CRAFTSMANSHIP OF

Emerald

Exclusive two-bedroom residences on a quarter floor.

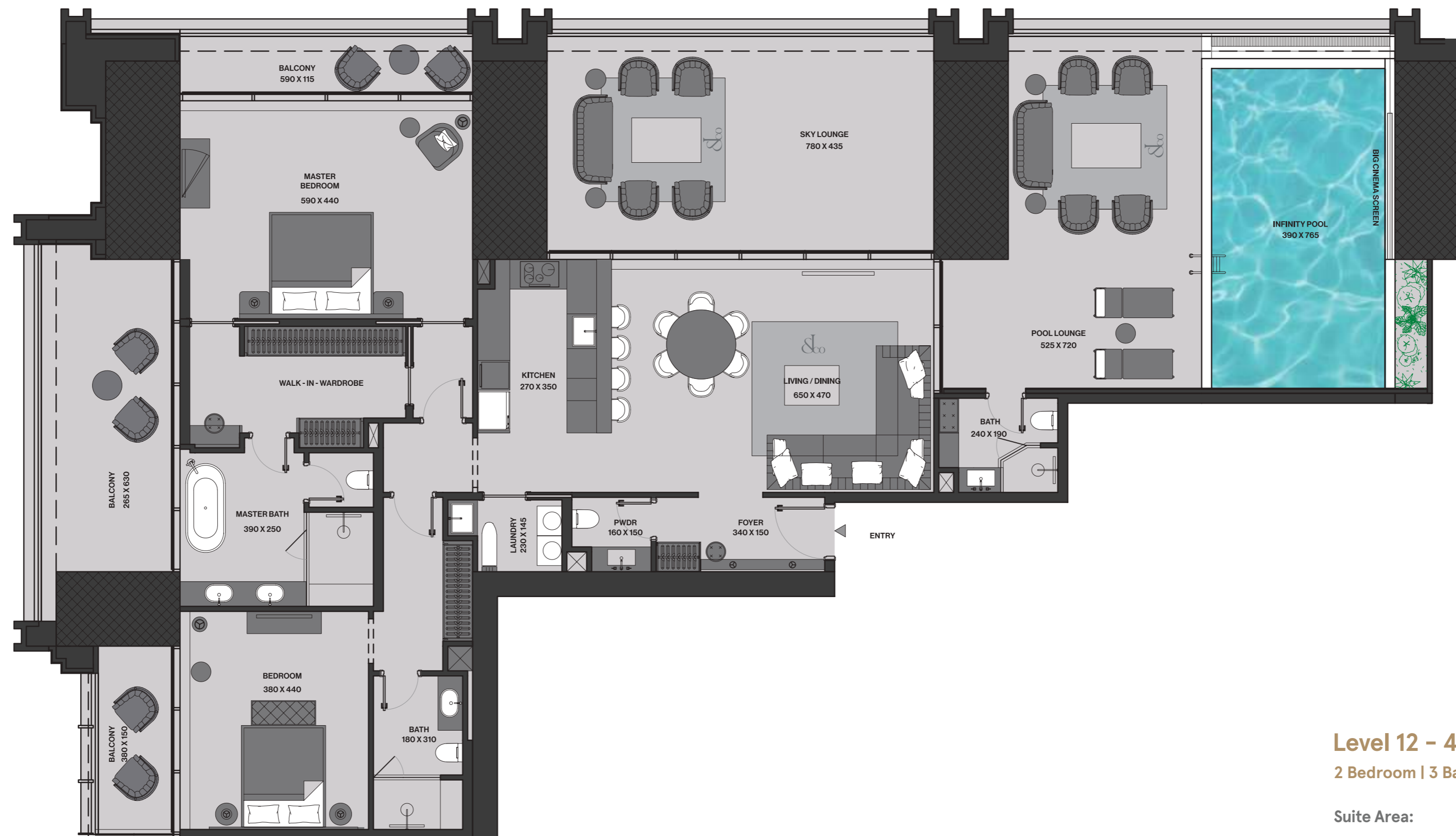
The Emerald Villa is an exquisite collection of two luxuriant bedroom units, each offering a unique perspective on the stunning cityscape of Dubai. Nestled within this premium collection, you'll find two-unit types, each boasting its own breathtaking views. The first unit type treats you to the awe-inspiring sight of downtown Dubai and the iconic Burj Khalifa, while the second type provides a panoramic vista of the mesmerizing Dubai skyline and the waters of the Creek Harbor. With spacious interiors and luxurious amenities, Emerald Villa offers an unparalleled living experience in the heart of one of the world's most vibrant cities.



BURJ BINGHATTI JACOB & CO RESIDENCES

DESIGN CONCEPT

Emerald Villa



Level 12 - 48

2 Bedroom | 3 Bathroom | Infinity Pool

Suite Area: 1,738 (SQ.FT)

Terrace & Pool Area: 1,599 (SQ.FT)

Total Area: 3,337 (SQ.FT)

Parking No: 2

Disclaimer: 1. All stated dimensions and services whether in relation to the building, common areas or individual units are subject to government and local authority approvals. Final dimensions and services will be stated in your sales and purchase agreement. 2. All room dimensions are measured to structural elements and exclude wall finishes and construction tolerances. 3. All dimensions have been provided by our consultant architects. 4. All materials, dimensions and drawings are approximate. Information is subject to change without notice. 5. Actual suite area may vary from the stated area. Drawings are not to scale. The Developer reserves the right to make any revisions whatsoever including for aesthetic purposes. 6. Calculation of suite area is measured as the area bounded by the centre line of demising or partition walls separating one unit from another unit, the exterior face of all exterior walls, and the exterior face of the corridor wall enclosing the adjoining unit. 7. Calculation of balcony area is measured as the area bounded by the centre line of demising or partition walls separating one unit from another unit, the outmost face of the enclosing guard and the external face of the adjoining balcony. 8. The units are measured at typical floor in the building. Columns may vary in size depending on the floor level. 9. For each unit type, unit sizes and details might be different and your sales and purchase agreement will contain the actual size of each specific unit.





















BURJ BINGHATTI
JACOB & CO
RESIDENCES



BURJ BINGHATTI
JACOB & CO
RESIDENCES

INSPIRED BY THE CRAFTSMANSHIP OF

Sapphire

High-end dual bedroom suites on a quarter floor
(with exclusive study and storage room)

The Sapphire Villa is an exceptional collection of two-bedroom luxury units that have been thoughtfully designed to meet every need. With spacious interiors that include a study/maid room and an additional storage area, the Sapphire Wing offers a truly premium living experience.

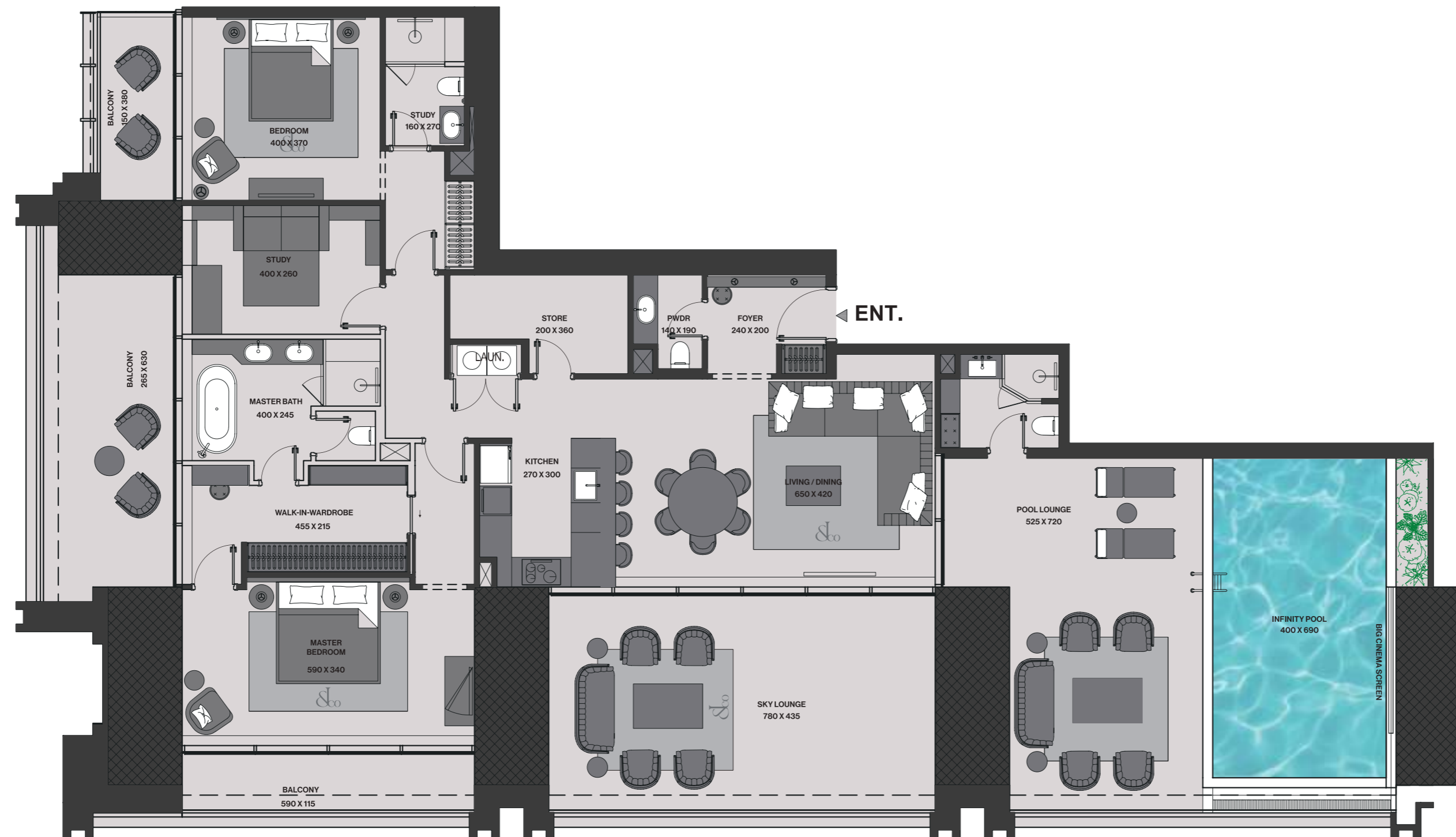
Within this exclusive collection, you'll find two-unit types, each offering a unique perspective on the magnificent cityscape of Dubai. The first unit type boasts a stunning side view of downtown Dubai and the iconic Burj Khalifa, while the second type treats you to the Creek Harbor and the Dubai Design District.



BURJ BINGHATTI JACOB & CO RESIDENCES

DESIGN CONCEPT

Sapphire Villa



Level 12 - 48

2.5 Bedroom | 3 Bathroom | Infinity Pool

Suite Area: 1,732 (SQ.FT)

Terrace & Pool Area: 1,602 (SQ.FT)

Total Area: 3,335 (SQ.FT)

Parking No: 2

Disclaimer: 1. All stated dimensions and services whether in relation to the building, common areas or individual units are subject to government and local authority approvals. Final dimensions and services will be stated in your sales and purchase agreement. 2. All room dimensions are measured to structural elements and exclude wall finishes and construction tolerances. 3. All dimensions have been provided by our consultant architects. 4. All materials, dimensions and drawings are approximate. Information is subject to change without notice. 5. Actual suite area may vary from the stated area. Drawings are not to scale. The Developer reserves the right to make any revisions whatsoever including for aesthetic purposes. 6. Calculation of suite area is measured as the area bounded by the centre line of demising or partition walls separating one unit from another unit, the exterior face of all exterior walls, and the exterior face of the corridor wall enclosing the adjoining unit. 7. Calculation of balcony area is measured as the area bounded by the centre line of demising or partition walls separating one unit from another unit, the outmost face of the enclosing guard and the external face of the adjoining balcony. 8. The units are measured at typical floor in the building. Columns may vary in size depending on the floor level. 9. For each unit type, unit sizes and details might be different and your sales and purchase agreement will contain the actual size of each specific unit.

توجه: 1. إن أبعاد غرف يتم قياسها طبقاً للعناصر الهيكلية مع استبعاد تشطيبات الجدران ودرجة تحمل البناء. 2. جميع القياسات تم تزويدها من قبل المهندسين المعماريين الاستشاريين لدينا. 3. جميع المواد والأبعاد والرسومات تقريبية. تخضع المعلومات للتغيير دون إشعار مسبق. 4. قد تختلف منطقة الجناح الفعلي عن المساحة المذكورة. الرسومات أو يتم توسيع نطاقها. يحتفظ المطور بالحق في إجراء التغييرات. 5. يتم قياس حساب منطقة الجناح كما مخططاً بحدود الخط المركزي للجدران الفاصلة أو الفاصلة التي تفصل وحدة عن وحدة أخرى. 6. يتم قياس منطقة الجدران الخارجية، والوحدة الخارجية المحيطة بالوحدة المحيطة. 7. يتم قياس منطقة الشرفة على أنها المنطقة التي يحدها الخط المركزي للجدران الفاصلة أو الفاصلة التي تفصل وحدة عن وحدة أخرى. 8. يتم قياس مساحة الأرضية للشرفة المحيطة. 9. يتم قياس الوحدات في القطر النموذجي في المبنى. قد تختلف الأعمدة في الحجم حسب مستوى الطابق. 10. قد تكون أحجام الوحدات والتفاصيل المتعلقة بها مختلفة وذلك حسب نوع الوحدة. يرجى الرجوع إلى اتفاقية البيع وشراء لمعرفة الحجم الفعلي لكل وحدة.


















BURJ BINGHATTI
JACOB & CO
RESIDENCES

INSPIRED BY THE CRAFTSMANSHIP OF

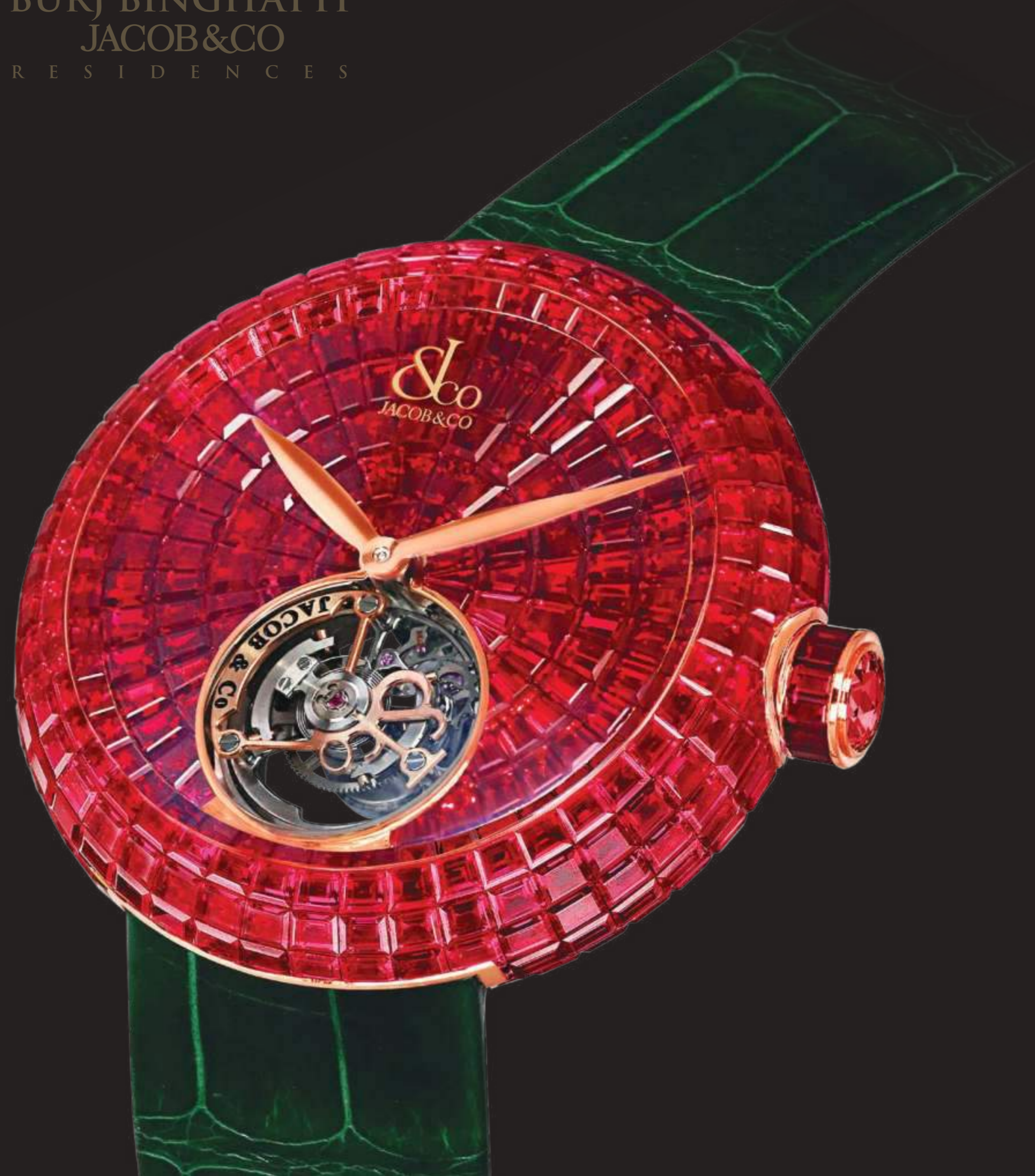
Ruby

Deluxe quarter-floor three-bedroom residences.

The Ruby Villa is a truly exceptional collection of three-bedroom luxury units that offer an unrivaled living experience in the heart of Dubai. With spacious interiors and premium amenities, the Ruby Villa is designed to meet the needs of the most discerning individuals.

This exclusive collection comprises four unique unit types, each offering its own breathtaking views of the stunning cityscape. The first unit type provides a mesmerizing view of downtown Dubai and the iconic Burj Khalifa, while the second unit type offers panoramic vistas of the serene waters of the Creek Harbor and the vibrant Dubai Design District.

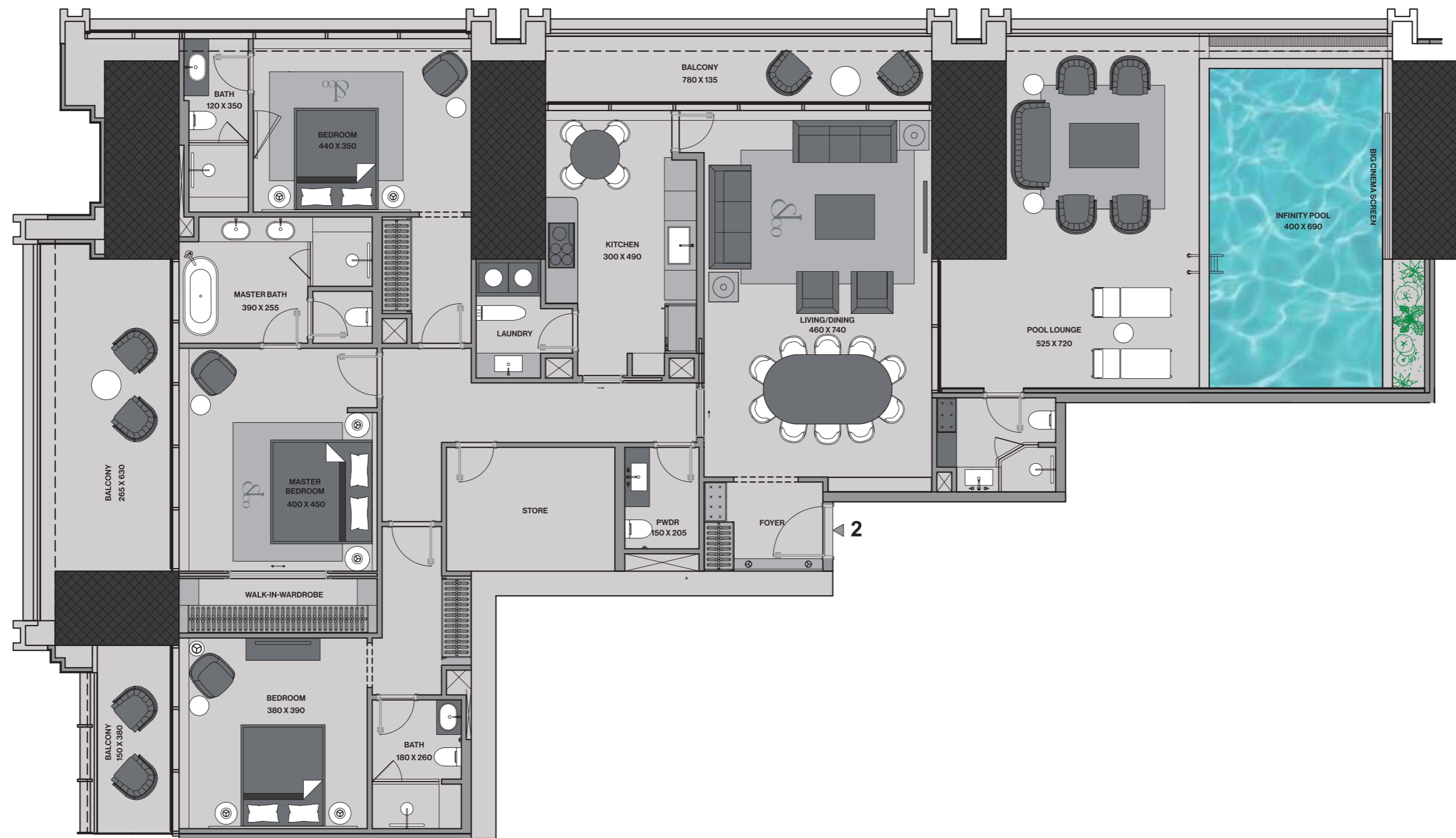
For those seeking a more varied perspective, the Ruby Villa also offers two additional unit types. The third unit type treats you to a stunning side view of downtown Dubai and the iconic Burj Khalifa, while the fourth unit type provides a perfect blend of the serene Creek Harbor and the vibrant Dubai Design District.



BURJ BINGHATTI JACOB & CO RESIDENCES

DESIGN CONCEPT

Ruby Villa



Level 49 - 82

3 Bedroom | 4 Bathroom | Infinity Pool

Suite Area: 2,090 (SQ.FT)

Terrace & Pool Area: 1,209 (SQ.FT)

Total Area: 3,299 (SQ.FT)

Parking No: 2

Disclaimer: 1. All stated dimensions and services whether in relation to the building, common areas or individual units are subject to government and local authority approvals. Final dimensions and services will be stated in your sales and purchase agreement. 2. All room dimensions are measured to structural elements and exclude wall finishes and construction tolerances. 3. All dimensions have been provided by our consultant architects. 4. All materials, dimensions and drawings are approximate. Information is subject to change without notice. 5. Actual suite area may vary from the stated area. Drawings are not to scale. The Developer reserves the right to make any revisions whatsoever including for aesthetic purposes. 6. Calculation of suite area is measured as the area bounded by the centre line of demising or partition walls separating one unit from another unit, the exterior face of all exterior walls, and the exterior face of the corridor wall enclosing the adjoining unit. 7. Calculation of balcony area is measured as the area bounded by the centre line of demising or partition walls separating one unit from another unit, the outmost face of the enclosing guard and the external face of the adjoining balcony. 8. The units are measured at typical floor in the building. Columns may vary in size depending on the floor level. 9. For each unit type, unit sizes and details might be different and your sales and purchase agreement will contain the actual size of each specific unit.

تنويه: 1. ان ابعاد الغرف يتم قياسها طبقا للعناصر الهيكلية مع استبعاد تشطيبات الجدران ودرجة تحمل اليناء. 2. جميع القياسات تم تزويدها من قبل المهندسين المعماريين الاستشاريين لدينا. 3. جميع المواد والابعاد والرسومات تقريبية. تخضع المعلومات للتغيير دون اشراف مسبق. 4. قد تختلف منطقة الجناح الفعلي عن المساحة المذكورة. الرسومات لا يتم توسيع نطاقها. يحتفظ المطور بالحق في اجراء التغييرات. 5. يتم قياس حساب منطقة الجناح كما تظهر بالخط المركزي للجدران الفاصلة او الفاصلة التي تفصل وحدة عن وحدة اخرى. والوحدة الفخرية لجميع الجدران الخارجية. والوحدة المحيطة بالوحدة المحاورة. 6. ويقاس حساب منطقة الشرفة على انها المنطقة التي يحدها الخط المركزي للجدران الفاصلة او الفاصلة التي تفصل وحدة عن وحدة اخرى. والوحدة للابعد للحارس المرفق والوحدة للشرفة المحاورة. 7. يتم قياس الوحدات في القطر النموذجي في اليمين. قد تختلف الاعداد في الحجم حسب مستوى العتق. 8. قد تكون ابعاد الوحدات والتفاصيل المتعلقة بها مختلفة وذلك حسب نوع الوحدة. يرجى الرجوع إلى اتفاقية البيع والشراء لمعرفة الحجم الفعلي لكل وحدة.
























BURJ BINGHATTI
JACOB & CO
RESIDENCES

INSPIRED BY THE CRAFTSMANSHIP OF

Caviar Tourbillon Diamond


Sky Mansion on half floor with 4 luxury bedrooms.

The Diamond Sky Mansion – a high-end residence named after the illustrious Diamond Wing watch by Jacob and Co. This opulent mansion offers a truly luxurious living experience in the heart of Dubai.

Boasting four spacious and exquisite bedrooms, the Diamond Sky Mansion occupies a full half-floor space spanning from levels 83 to 96, offering breathtaking 180-degree panoramic views of the city from every angle.

There are two types of sky mansions in this collection, each designed to cater to varied preferences. The first type treats you to an awe-inspiring view of the world-famous Burj Khalifa, while the second type offers a panoramic vista of the waters of the Creek Harbor and the vibrant Dubai skyline.

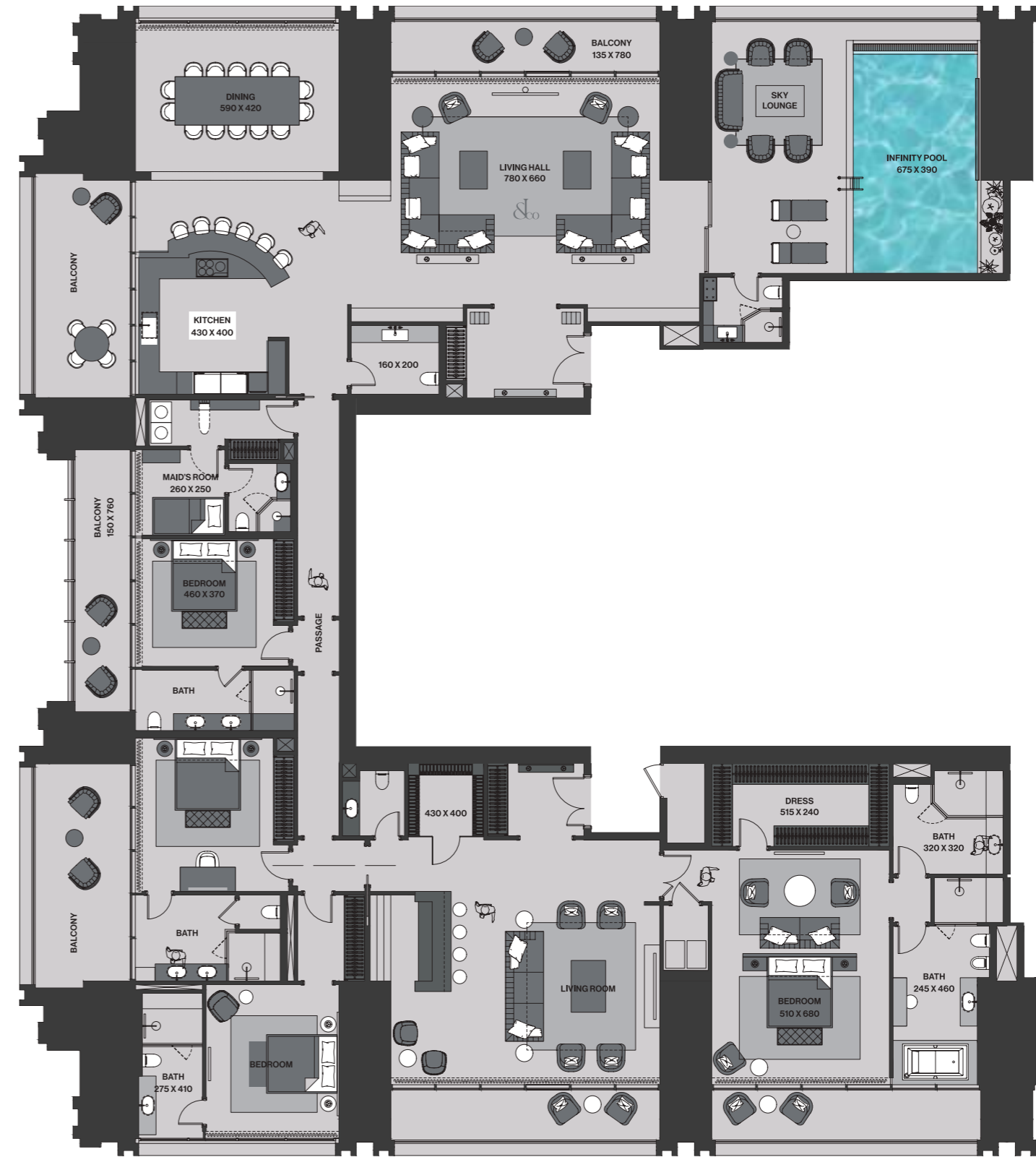
Luxurious amenities and exquisite attention to detail are the hallmarks of the Diamond Sky Mansion, making it the ultimate choice for those who demand the exceptional. From the finest materials and finishes, every aspect of this fascinating residence has been meticulously crafted to exceed your expectations.



BURJ BINGHATTI JACOB & CO RESIDENCES

DESIGN CONCEPT

Diamond Sky Mansion



Level 83 - 96

4 Bedroom | 7 Bathroom | Infinity Pool

Suite Area: 5,176 (SQ.FT)

Terrace & Pool Area: 1,800 (SQ.FT)


Total Area: 6,976 (SQ.FT)


Parking No: 4

Disclaimer: 1. All stated dimensions and services whether in relation to the building, common areas or individual units are subject to government and local authority approvals. Final dimensions and services will be stated in your sales and purchase agreement. 2. All room dimensions are measured to structural elements and exclude wall finishes and construction tolerances. 3. All dimensions have been provided by our consultant architects. 4. All materials, dimensions and drawings are approximate. Information is subject to change without notice. 5. Actual suite area may vary from the stated area. Drawings are not to scale. The Developer reserves the right to make any revisions whatsoever including for aesthetic purposes. 6. Calculation of suite area is measured as the area bounded by the centre line of demising or partition walls separating one unit from another unit, the exterior face of all exterior walls, and the exterior face of the corridor wall enclosing the adjoining unit. 7. Calculation of balcony area is measured as the area bounded by the centre line of demising or partition walls separating one unit from another unit, the outmost face of the enclosing guard and the external face of the adjoining balcony. 8. The units are measured at typical floor in the building. Columns may vary in size depending on the floor level. 9. For each unit type, unit sizes and details might be different and your sales and purchase agreement will contain the actual size of each specific unit.

تنويه: 1. ان ابعاد الغرف يتم قياسها طبقا للعناصر الهيكلية مع استبعاد تشطيبات الجدران ودرجة تحمل البلاط. 2. جميع القياسات تم تزويدها من قبل المهندسين المعماريين الاستشاريين لدينا. 3. جميع المواد والابعاد والرسومات تقريبية. تخضع المعلومات للتغيير دون اخطار مسبق. 4. قد تختلف منطقة الجناح الفعلي عن المساحة المذكورة. الرسومات لا يتم توسيع نطاقها. يحتفظ المطور بالحق في اجراء التغييرات. 5. يتم قياس حساب منطقة الجناح كما منطقة الجناح المركزي للجدران الفاصلة او الفاصلة التي تفصل وحدة عن وحدة اخرى. والوحدة الخارجية لجميع الجدران الخارجية. والوحدة المحيطة بالوحدة المحاورة. 6. ويقاس حساب منطقة الشرفة على اما المنطقة التي يحدها الخط المركزي للجدران الفاصلة او الفاصلة التي تفصل وحدة عن وحدة اخرى. والوحدة للتراس المرفق والوحدة للشرفة المحاورة. 7. يتم قياس الوحدات في الطابق النموذجي في المبنى. قد تختلف الاعمدة في الحجم حسب مستوى الطابق. 8. قد تكون ابعاد الوحدات والتقسيم المتعلقة بها مختلفة وذلك حسب نوع الوحدة. يرجى الرجوع إلى اتفاقية البيع والشراء لمعرفة الحجم الفعلي لكل وحدة.

























DIAMOND SKY MANSION

BURJ BINGHATTI
JACOB & CO
RESIDENCES

DESIGN DETAILS









DIAMOND SKY MANSION

BURJ BINGHATTI
JACOB & CO
RESIDENCES

DESIGN DETAILS



BURJ BINGHATTI
JACOB & CO
RESIDENCES

INSPIRED BY THE CRAFTSMANSHIP OF

Fleur de Jardin

Sky Mansion on half floor with 6 luxury bedrooms.

The Fleur de Jardin Sky Mansion - an exceptional residence named after the iconic Fleur de Jardin watch by Jacob and Co. This magnificent mansion offers a truly luxurious living experience in the heart of Dubai.

Boasting six spacious and opulent bedrooms, the Fleur de Jardin Sky Mansion occupies a full half-floor space spanning from levels 83 - 96, offering breathtaking 180-degree panoramic views of the city from every angle.

Within this premium collection, there are two types of sky mansions, each designed to cater to your unique preferences. The first type treats you to an awe-inspiring view of the world-famous Burj Khalifa, while the second type offers a panoramic vista of the waters of the Creek Harbor and the vibrant Dubai skyline.

Luxurious amenities and exquisite attention to detail are the hallmarks of the Fleur de Jardin Sky Mansion, making it the ultimate choice for those who demand the very best. From the finest materials and finishes, every aspect of this magnificent residence has been meticulously crafted to exceed your expectations.



BURJ BINGHATTI JACOB & CO RESIDENCES

DESIGN CONCEPT

Fleur De Jardin Sky Mansion

Level 83 - 96

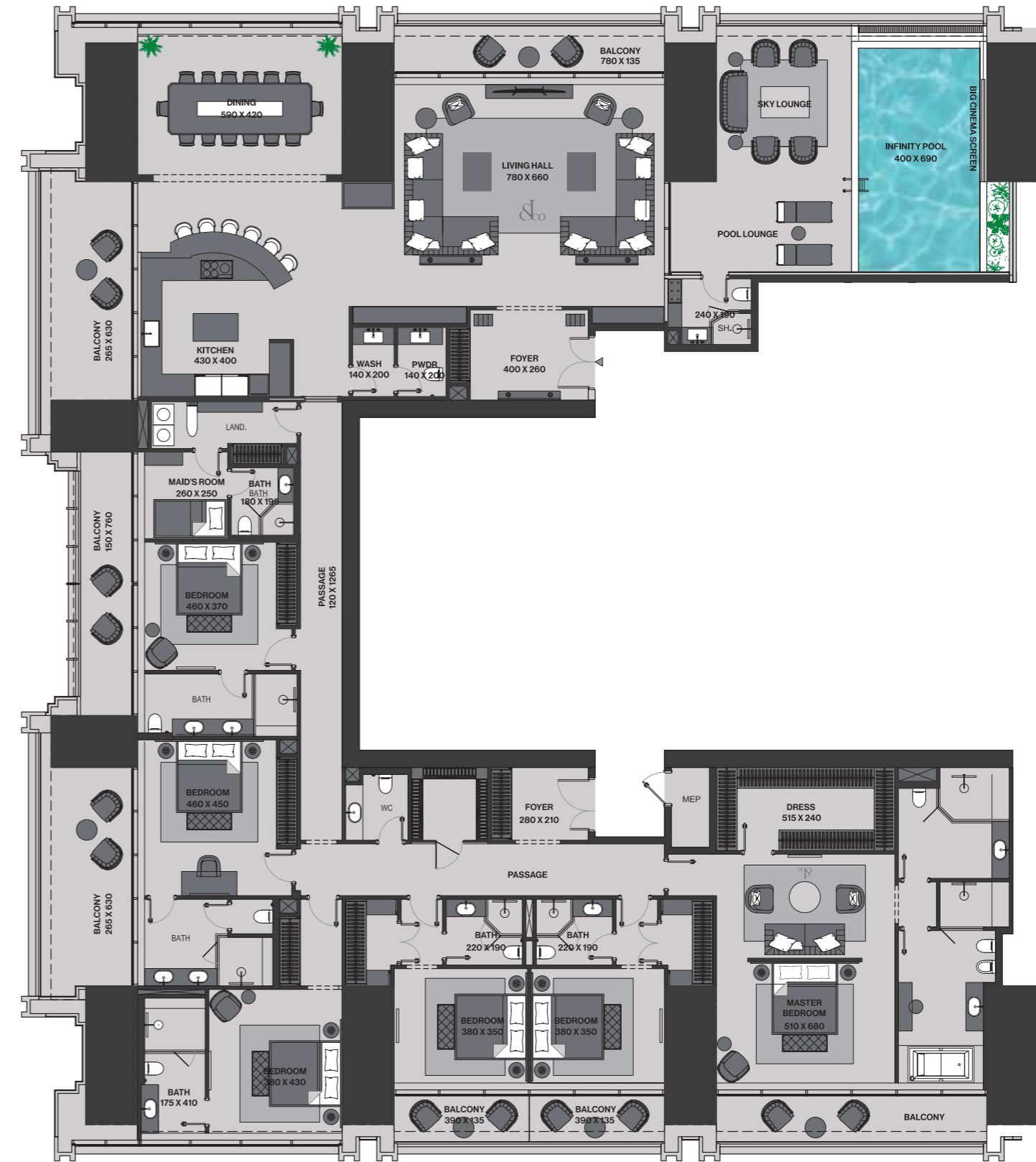
6 Bedroom | 9 Bathroom | Infinity Pool

Suite Area: 5,176 (SQ.FT)

Terrace & Pool Area: 1,800 (SQ.FT)

Total Area: 6,976 (SQ.FT)

Parking No: 4



Disclaimer: 1. All stated dimensions and services whether in relation to the building, common areas or individual units are subject to government and local authority approvals. Final dimensions and services will be stated in your sales and purchase agreement. 2. All room dimensions are measured to structural elements and exclude wall finishes and construction tolerances. 3. All dimensions have been provided by our consultant architects. 4. All materials, dimensions and drawings are approximate. Information is subject to change without notice. 5. Actual suite area may vary from the stated area. Drawings are not to scale. The Developer reserves the right to make any revisions whatsoever including for aesthetic purposes. 6. Calculation of suite area is measured as the area bounded by the centre line of demising or partition walls separating one unit from another unit, the exterior face of all entrance walls, and the exterior face of the corridor wall enclosing the adjoining unit. 7. Calculation of balcony area is measured as the area bounded by the centre line of demising or partition walls separating one unit from another unit, the outmost face of the enclosing guard and the external face of the adjoining balcony. 8. The units are measured at typical floor in the building. Columns may vary in size depending on the floor level. 9. For each unit type, unit sizes and details might be different and your sales and purchase agreement will contain the actual size of each specific unit.

توجه: 1. جميع الأبعاد والخدمات سواء في العلاقة مع المبنى، أو المساحات المشتركة، أو الوحدات السكنية، تخضع للموافقات الرسمية. 2. جميع الأبعاد والخدمات سواء في العلاقة مع المبنى، أو المساحات المشتركة، أو الوحدات السكنية، تخضع للموافقات الرسمية. 3. جميع الأبعاد والخدمات سواء في العلاقة مع المبنى، أو المساحات المشتركة، أو الوحدات السكنية، تخضع للموافقات الرسمية. 4. جميع الأبعاد والخدمات سواء في العلاقة مع المبنى، أو المساحات المشتركة، أو الوحدات السكنية، تخضع للموافقات الرسمية. 5. جميع الأبعاد والخدمات سواء في العلاقة مع المبنى، أو المساحات المشتركة، أو الوحدات السكنية، تخضع للموافقات الرسمية. 6. جميع الأبعاد والخدمات سواء في العلاقة مع المبنى، أو المساحات المشتركة، أو الوحدات السكنية، تخضع للموافقات الرسمية. 7. جميع الأبعاد والخدمات سواء في العلاقة مع المبنى، أو المساحات المشتركة، أو الوحدات السكنية، تخضع للموافقات الرسمية. 8. جميع الأبعاد والخدمات سواء في العلاقة مع المبنى، أو المساحات المشتركة، أو الوحدات السكنية، تخضع للموافقات الرسمية. 9. جميع الأبعاد والخدمات سواء في العلاقة مع المبنى، أو المساحات المشتركة، أو الوحدات السكنية، تخضع للموافقات الرسمية.

FLEUR DE JARDIN
SKY MANSION

BURJ BINGHATTI
JACOB & CO
RESIDENCES

DESIGN DETAILS



FLEUR DE JARDIN
SKY MANSION

BURJ BINGHATTI
JACOB & CO
RESIDENCES

DESIGN DETAILS



FLEUR DE JARDIN
SKY MANSION

BURJ BINGHATTI
JACOB & CO
RESIDENCES

DESIGN DETAILS



FLEUR DE JARDIN
SKY MANSION

BURJ BINGHATTI
JACOB & CO
RESIDENCES

DESIGN DETAILS



FLEUR DE JARDIN
SKY MANSION

BURJ BINGHATTI
JACOB & CO
RESIDENCES

DESIGN DETAILS



FLEUR DE JARDIN
SKY MANSION

BURJ BINGHATTI
JACOB & CO
RESIDENCES

DESIGN DETAILS



FLEUR DE JARDIN
SKY MANSION

BURJ BINGHATTI
JACOB & CO
RESIDENCES

DESIGN DETAILS



FLEUR DE JARDIN
SKY MANSION

BURJ BINGHATTI
JACOB & CO
RESIDENCES

DESIGN DETAILS



FLEUR DE JARDIN
SKY MANSION

BURJ BINGHATTI
JACOB & CO
RESIDENCES

DESIGN DETAILS



FLEUR DE JARDIN
SKY MANSION

BURJ BINGHATTI
JACOB & CO
RESIDENCES

DESIGN DETAILS



FLEUR DE JARDIN
SKY MANSION

BURJ BINGHATTI
JACOB & CO
RESIDENCES

DESIGN DETAILS



FLEUR DE JARDIN
SKY MANSION

BURJ BINGHATTI
JACOB & CO
RESIDENCES

DESIGN DETAILS



BURJ BINGHATTI
JACOB & CO
RESIDENCES

INSPIRED BY THE CRAFTSMANSHIP OF

Astronomia

An elite Sky Penthouse with five bedrooms on a private floor.

The Astronomia Sky Penthouse - an exclusive set of full-floor Sky Penthouse that offer an unparalleled living experience in Dubai. Named after the iconic and prestigious Astronomia watch by Jacob and Co., this collection boasts the finest in luxury living, with spacious and opulent interiors and breathtaking 360-degree views of the city.

Each Sky Penthouse in the Astronomia Collection features five luxurious bedrooms, ample living space, and the finest finishes and amenities. But it's the view that truly sets these residences apart, with a stunning panoramic vista of the entire cityscape. From the world-famous Burj Khalifa to the bustling downtown area, the serene waters of the Creek Harbour, and the vibrant Dubai Water Canal and Dubai Design District, you'll be able to take in the entire city from the comfort of your own home.

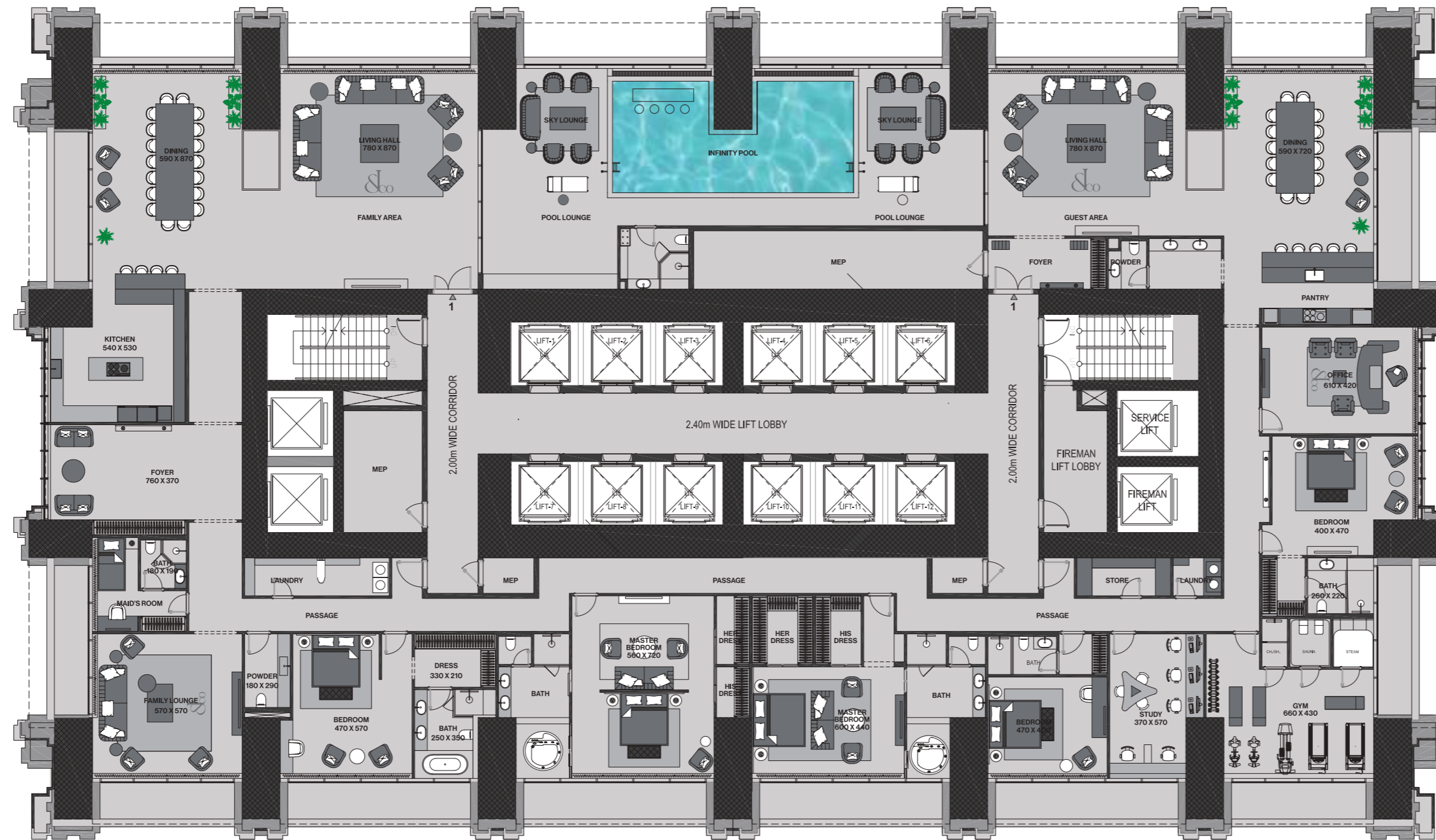
The Astronomia Sky Penthouse is the ultimate choice for those seeking the pinnacle of luxury living in Dubai. With its unrivaled location, opulent amenities, and breathtaking views, this exclusive collection offers an unparalleled living experience that is sure to take your breath away. Come and experience the finest that life has to offer in one of the most iconic and prestigious residences in the world.



BURJ BINGHATTI JACOB & CO RESIDENCES

DESIGN CONCEPT

Astronomia Sky Penthouse



Level 100 - 101

5 Bedroom | 7 Bathroom | Infinity Pool

Suite Area: 10,290 (SQ.FT)

Terrace & Pool Area: 1,517 (SQ.FT)

Total Area: 11,807 (SQ.FT)

Parking No: 6

Disclaimer: 1. All stated dimensions and services whether in relation to the building, common areas or individual units are subject to government and local authority approvals. Final dimensions and services will be stated in your sales and purchase agreement. 2. All room dimensions are measured to structural elements and exclude wall finishes and construction tolerances. 3. All dimensions have been provided by our consultant architect. 4. All materials, dimensions and drawings are approximate. Information is subject to change without notice. 5. Actual suite area may vary from the stated area. Drawings are not to scale. The Developer reserves the right to make any revisions whatsoever including for aesthetic purposes. 6. Calculation of suite area is measured as the area bounded by the centre line of demising or partition walls separating one unit from another unit, the exterior face of all exterior walls, and the exterior face of the corridor wall enclosing the adjoining unit. 7. Calculation of balcony area is measured as the area bounded by the centre line of demising or partition walls separating one unit from another unit, the outmost face of the enclosing guard and the external face of the adjoining balcony. 8. The units are measured at typical floor in the building. Columns may vary in size depending on the floor level. 9. For each unit type, unit sizes and details might be different and your sales and purchase agreement will contain the actual size of each specific unit.

توضيح: 1. جميع المقاسات والخدمات سواء في العلاقة مع المبنى، أو المساحات المشتركة، أو الوحدات السكنية، تخضع للموافقة من الجهات المختصة. 2. جميع المقاسات والخدمات سواء في العلاقة مع المبنى، أو المساحات المشتركة، أو الوحدات السكنية، تخضع للموافقة من الجهات المختصة. 3. جميع المقاسات والخدمات سواء في العلاقة مع المبنى، أو المساحات المشتركة، أو الوحدات السكنية، تخضع للموافقة من الجهات المختصة. 4. جميع المقاسات والخدمات سواء في العلاقة مع المبنى، أو المساحات المشتركة، أو الوحدات السكنية، تخضع للموافقة من الجهات المختصة. 5. جميع المقاسات والخدمات سواء في العلاقة مع المبنى، أو المساحات المشتركة، أو الوحدات السكنية، تخضع للموافقة من الجهات المختصة. 6. جميع المقاسات والخدمات سواء في العلاقة مع المبنى، أو المساحات المشتركة، أو الوحدات السكنية، تخضع للموافقة من الجهات المختصة. 7. جميع المقاسات والخدمات سواء في العلاقة مع المبنى، أو المساحات المشتركة، أو الوحدات السكنية، تخضع للموافقة من الجهات المختصة. 8. جميع المقاسات والخدمات سواء في العلاقة مع المبنى، أو المساحات المشتركة، أو الوحدات السكنية، تخضع للموافقة من الجهات المختصة. 9. جميع المقاسات والخدمات سواء في العلاقة مع المبنى، أو المساحات المشتركة، أو الوحدات السكنية، تخضع للموافقة من الجهات المختصة.

ASTRONOMIA
SKY PENTHOUSE

BURJ BINGHATTI
JACOB & CO
RESIDENCES

DESIGN DETAILS



ASTRONOMIA
SKY PENTHOUSE

BURJ BINGHATTI
JACOB & CO
RESIDENCES

DESIGN DETAILS



ASTRONOMIA
SKY PENTHOUSE

BURJ BINGHATTI
JACOB & CO
RESIDENCES

DESIGN DETAILS



ASTRONOMIA
SKY PENTHOUSE

BURJ BINGHATTI
JACOB & CO
RESIDENCES

DESIGN DETAILS



ASTRONOMIA
SKY PENTHOUSE

BURJ BINGHATTI
JACOB & CO
RESIDENCES

DESIGN DETAILS







ASTRONOMIA
SKY PENTHOUSE

BURJ BINGHATTI
JACOB & CO
RESIDENCES

DESIGN DETAILS



ASTRONOMIA
SKY PENTHOUSE

BURJ BINGHATTI
JACOB & CO
RESIDENCES

DESIGN DETAILS



ASTRONOMIA
SKY PENTHOUSE

BURJ BINGHATTI
JACOB & CO
RESIDENCES

DESIGN DETAILS







ASTRONOMIA
SKY PENTHOUSE

BURJ BINGHATTI
JACOB & CO
RESIDENCES

DESIGN DETAILS



ASTRONOMIA
SKY PENTHOUSE

BURJ BINGHATTI
JACOB & CO
RESIDENCES

DESIGN DETAILS



ASTRONOMIA
SKY PENTHOUSE

BURJ BINGHATTI
JACOB & CO
RESIDENCES

DESIGN DETAILS





BURJ BINGHATTI
JACOB & CO
RESIDENCES

INSPIRED BY THE CRAFTSMANSHIP OF

Billionaire

An elite Sky Penthouse with 7 Bedrooms on two private full floors at the top of the tallest Residential Tower in the world.

The Billionaire Sky Penthouse - a truly one-of-a-kind residence that embodies luxury and opulence at every turn. This magnificent mansion is named after the iconic Billionaire watch by Jacob and Co. and is the epitome of exclusivity and sophistication.

Located at the top two floors of The Burj Binghatti Jacob and Co. Tower, the Billionaire Sky Penthouse boasts seven spacious and luxurious bedrooms, along with ample living space that is designed to cater to your every need. From the finest materials to the most unique lifestyle and design elements, the Billionaire Sky Mansion is the ultimate expression of luxury living.

Not only does The Billionaire Sky Penthouse offer the finest amenities and luxurious living space, it also boasts an unparalleled 360-degree view of the magnificent city of Dubai. From the iconic Burj Khalifa to the bustling downtown area, the vibrant Business Bay, and the tranquil waters of the Creek Harbor, the panoramic view from the Billionaire Sky Mansion Penthouse is simply breathtaking.

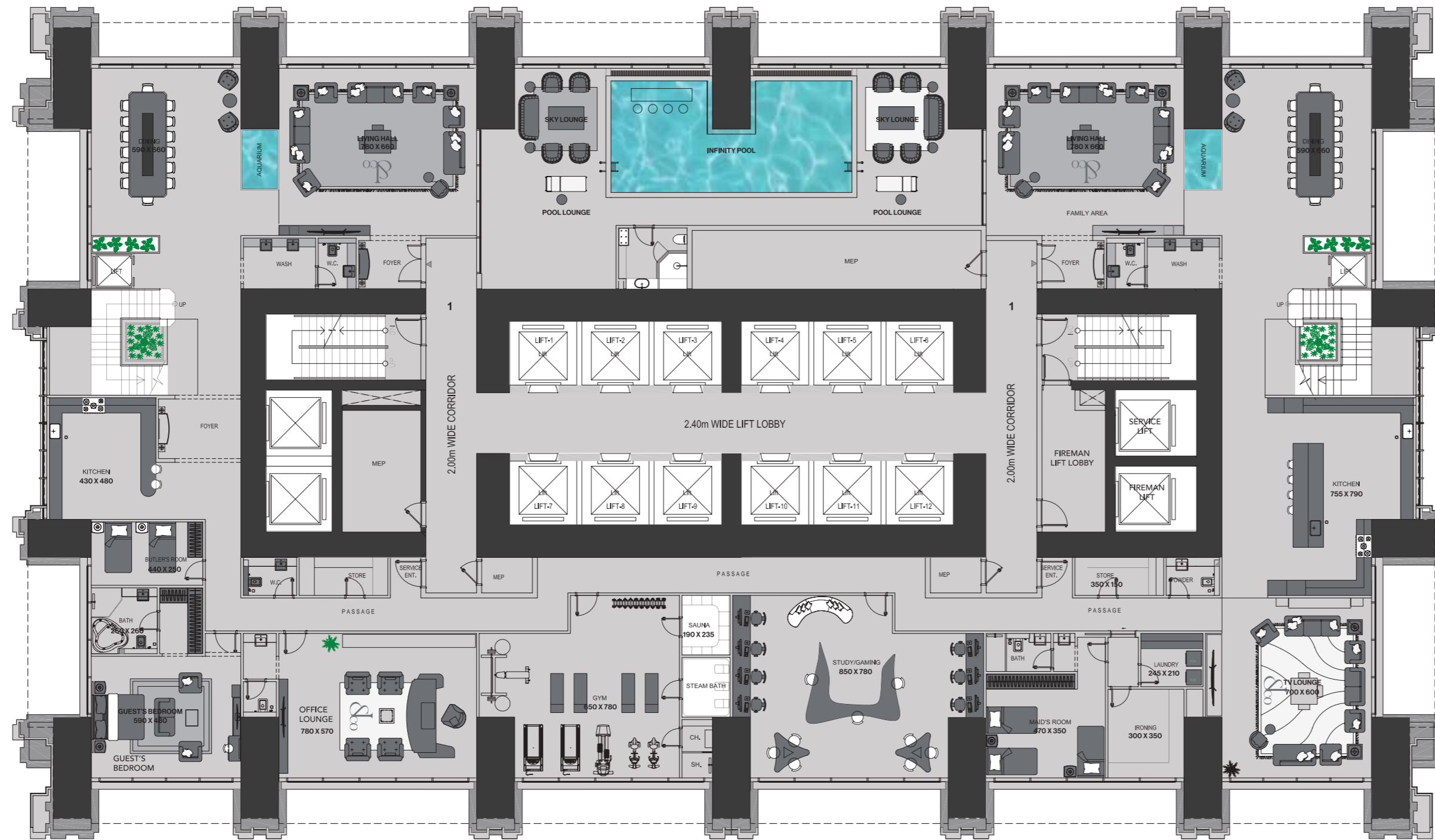
In addition to these iconic landmarks, you'll also enjoy a stunning view of the serene waters of the Dubai Water Canal and the vibrant Dubai Design District, all framed by the glittering skyline of Dubai. The Billionaire Sky Penthouse offers an unparalleled living experience, where every moment is one of pure luxury and indulgence.



BURJ BINGHATTI JACOB & CO RESIDENCES

DESIGN CONCEPT

The Billionaire Sky Penthouse Lower Level



Level 102 & 103

7 Bedroom | 10 Bathroom | Infinity Pool

Suite Area: 20,788 (SQ.FT)

Balcony Area: 1,681 (SQ.FT)

Total Area: 22,469 (SQ.FT)

Parking No: 12

Disclaimer: 1. All stated dimensions and services whether in relation to the building, common areas or individual units are subject to government and local authority approvals. Final dimensions and services will be stated in your sales and purchase agreement. 2. All room dimensions are measured to structural elements and exclude wall finishes and construction tolerances. 3. All dimensions have been provided by our consultant architects. 4. All materials, dimensions and drawings are approximate. Information is subject to change without notice. 5. Actual suite area may vary from the stated area. Drawings are not to scale. The Developer reserves the right to make any revisions whatsoever including for aesthetic purposes. 6. Calculation of suite area is measured as the area bounded by the centre line of demising or partition walls separating one unit from another unit, the exterior face of all exterior walls, and the exterior face of the corridor wall enclosing the adjoining unit. 7. Calculation of balcony area is measured as the area bounded by the centre line of demising or partition walls separating one unit from another unit, the outermost face of the enclosing guard and the external face of the adjoining balcony. 8. The units are measured on typical floor in the building. Columns may vary in size depending on the floor level. 9. For each unit type, unit sizes and details might be different and your sales and purchase agreement will contain the actual size of each specific unit.

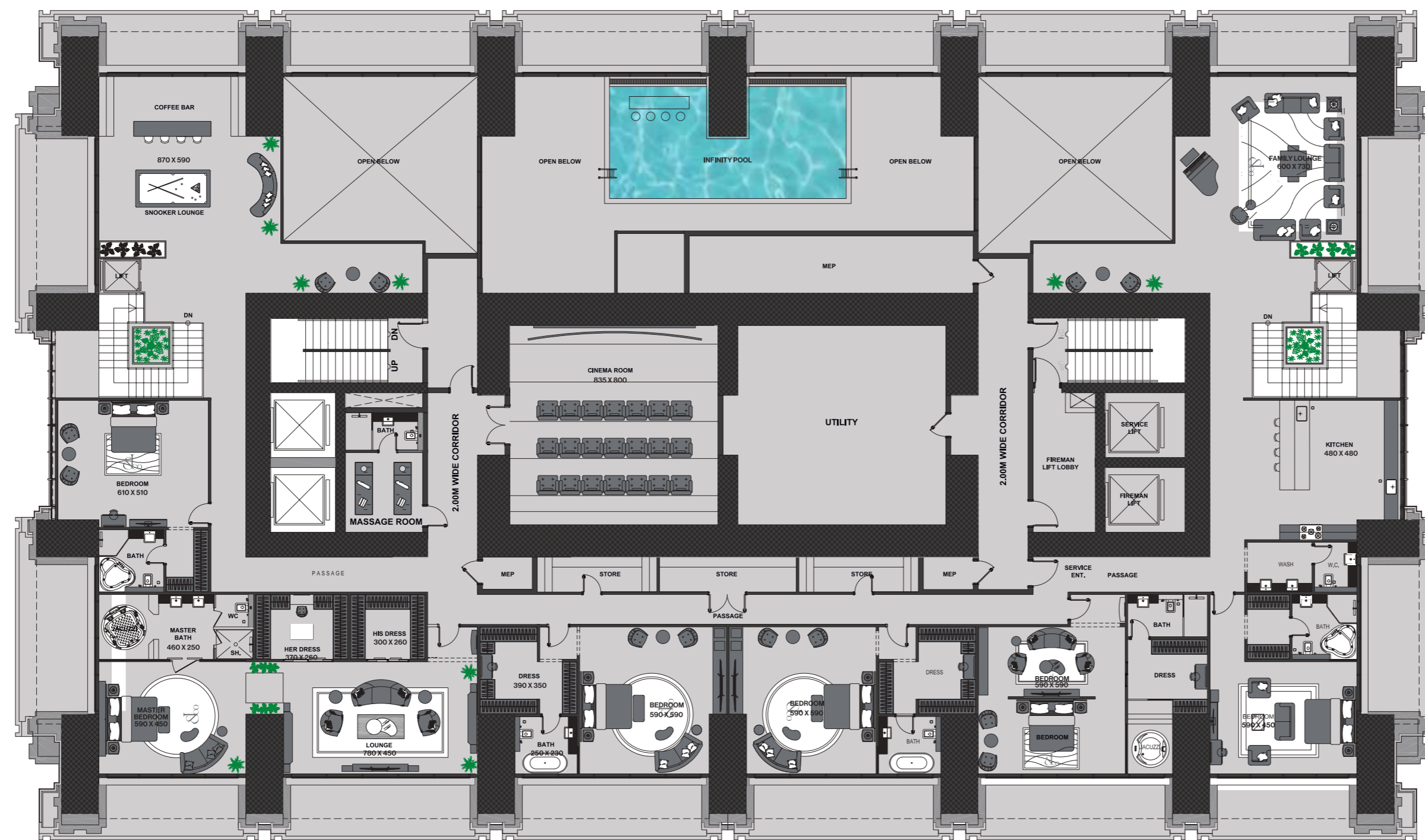
تتوخى ان ابعاد الغرف يتم قياسها طبقاً لطبق العناصر الهيكلية مع استبعاد تشطيبات الجدران ودرجة تحمل البلاط. 2. جميع القياسات تم تزويدها من قبل المهندسين المعماريين الاستشاريين لدينا. 3. جميع المواد والأبعاد والرسومات تقريبية، تخضع المعلومات للتغيير دون إشعار مسبق. 4. قد تختلف منطقة الجناح الفعلي عن المساحة المذكورة. الرسومات لا يتم توسيع نطاقها. يحتفظ المطور بالحق في إجراء التغييرات. 5. يتم قياس حساب منطقة الجناح كما تحاطة بخط المركزى للجدران الفاصلة أو الفاصلة التي تفصل وحدة عن وحدة أخرى، وواجهة الكرخي لجميع الجدران الخارجية، وواجهة الكرخي لكل المحيط بالوحدة المحيطة. 6. يهتس حساب منطقة الشرفة على أنها المنطقة التي يحدها الخط المركزى للجدران الفاصلة أو الفاصلة التي تفصل وحدة عن وحدة أخرى، وواجهة الجدران المحيطة بالوحدة المحيطة. 7. يتم قياس الجدران في القطر النموذجي في المبنى. 8. قد تختلف الأبعاد في الحجم حسب مستوى الطابق. 9. قد تكون أبعاد الوحدات وتفاصيلها مختلفة بما مختلف وذلك حسب نوع الوحدة. يرجى الرجوع إلى اتفاقية البيع والشراء لمعرفة الحجم الفعلي لكل وحدة.

BURJ BINGHATTI JACOB & CO RESIDENCES

DESIGN CONCEPT

The Billionaire Sky Penthouse

Upper Level



Level 102 & 103

7 Bedroom | 10 Bathroom | Infinity Pool

Suite Area: 20,788 (SQ.FT)

Balcony Area: 1,681 (SQ.FT)

Total Area: 22,469 (SQ.FT)

Parking No: 12

Disclaimer: 1. All stated dimensions and services whether in relation to the building, common areas or individual units are subject to government and local authority approvals. Final dimensions and services will be stated in your sales and purchase agreement. 2. All room dimensions are measured to structural elements and exclude wall finishes and construction tolerances. 3. All dimensions have been provided by our consultant architects. 4. All materials, dimensions and drawings are approximate. Information is subject to change without notice. 5. Actual suite area may vary from the stated area. Drawings are not to scale. The Developer reserves the right to make any revisions whatsoever including for aesthetic purposes. 6. Calculation of suite area is measured as the area bounded by the centre line of demising or partition walls separating one unit from another unit, the exterior face of all exterior walls, and the exterior face of the corridor wall enclosing the adjoining unit. 7. Calculation of balcony area is measured as the area bounded by the centre line of demising or partition walls separating one unit from another unit, the outmost face of the enclosing guard and the external face of the adjoining balcony. 8. The units are measured at typical floor in the building. Columns may vary in size depending on the floor level. 9. For each unit type, unit sizes and details might be different and your sales and purchase agreement will contain the actual size of each specific unit.

توضيح: 1. جميع الأبعاد والخدمات سواء في العلاقة مع المبنى، المساحات المشتركة أو الوحدات السكنية هي تخمينية وتخضع للموافقة من الجهات المختصة. الأبعاد والخدمات النهائية ستعلن في عقد البيع والشراء. 2. جميع الأبعاد هي مقاسة إلى العناصر الإنشائية وتتجاهل طلاء الجدران والمواد الإنشائية. 3. جميع الأبعاد قد تم توفيرها من قبل المهندسين المعماريين الاستشاريين لدينا. 4. جميع المواد، الأبعاد والرسومات تقريبية. المعلومات للتغير دون إشعار مسبق. 5. قد تختلف مساحة الوحدات السكنية عن المساحة المذكورة. الرسومات والأبعاد هي تقريبية ولا ينبغي استخدامها كأساس لأي قرارات. 6. جميع الأبعاد قد تم توفيرها من قبل المهندسين المعماريين الاستشاريين لدينا. 7. جميع الأبعاد قد تم توفيرها من قبل المهندسين المعماريين الاستشاريين لدينا. 8. جميع الأبعاد قد تم توفيرها من قبل المهندسين المعماريين الاستشاريين لدينا. 9. جميع الأبعاد قد تم توفيرها من قبل المهندسين المعماريين الاستشاريين لدينا.


BURJ BINGHATTI
JACOB&CO
RESIDENCES

DESIGN DETAILS

Illuminating
Unrivalled Affluence




Conclusive Dexterity



Velvet Fabric
Dusky Blue



Velvet Fabric
Royal Blue



Velvet Fabric
Sapphire Blue



White Fluted
Wood Panel



White Scalloped
Flute Wood Panel



Tinted Brown
Glass



Mirror
Glass




Tinted Violet
Glass



Leather Black
Snakeskin Texture

Conclusive Dexterity




Nero Marquina
Black Marble



Black River
Marble



Asian St. Laurent
Marble



Brass Metal
Glossy




Glossy Black
Panel




Calacatta Borghini
Porcelain Slab-Polished



Stainless Matte
Black Panel



Calacatta Borghini
Marble



Brushed Stainless
Steel Ripple Finish




BURJ BINGHATTI
JACOB & CO
RESIDENCES

DESIGN DETAILS

Stratospheric Infinity Pool


ravish in boundless sybaritic spree



BURJ BINGHATTI
JACOB & CO
RESIDENCES

DESIGN DETAILS

Bask in
Uttermost
Grandeur



The Zenith of
Artistry and Opulence

BURJ BINGHATTI
JACOB & CO
RESIDENCES



Inspired by
the Impossible

BURJ BINGHATTI
JACOB&CO
RESIDENCES



BURJ BINGHATTI
JACOB&CO
RESIDENCES

Architectural Concept Design:

Muhammad Binghatti

Lifestyle Concept and Interior Design:

Jacob Arabo

Architectural Details and Interior Design:

Roman Vnoukov
exclusively for Jacob & Co

BINGHATTI | JACOB&CO